

Table of Contents
What is JoSAA ?
How To Apply For JoSAA?
Important Dates of JoSAA Counselling 2025
Top 10 Colleges Accepting JEE Advanced Rank
Top 10 Colleges Accepting JEE Main Rank
Document Requirements For JoSAA
Important Points To Remember
Contact Details of Helpline Centers
FAQs

JoSAA Counselling Process: Step-by-Step Guide

The JoSAA (Joint Seat Allocation Authority) Counselling Process is a centralized system for allocating seats to candidates who have qualified in JEE Main and JEE Advanced for admission to various engineering institutes in India, including IITs, NITs, IIITs, and GFTIs.

The process involves several stages: registration, choice filling and locking, seat allotment in multiple rounds, seat acceptance, reporting to the allotted institute, and, if applicable, participation in subsequent rounds. Candidates must register online, fill in their preferred choices of institutes and branches, and submit them within the deadline. Based on merit, preferences, category, and seat availability, seats are allocated in a series of rounds. After seat allotment, candidates must pay a seat acceptance fee and verify documents at reporting centers. JoSAA ensures a fair, transparent, and streamlined admission process for engineering aspirants across the country.

Step-by-Step JoSAA Counselling Process



Check the step-by-step JoSAA Counselling Process after JEE Main and JEE Advanced exams.

How to Apply?

To participate in JoSAA (Joint Seat Allocation Authority) counselling, applicants must first visit the official website at josaa.nic.in and sign in using their JEE Main or

Advanced login details. Once logged in, they should complete the registration process, fill out the necessary information, choose their desired institutes and academic programs, and submit the form. After making their selections, candidates must lock in their choices and download the confirmation slip for future reference.

LOGIN WITH

 <p>Login with your official @nic.in or @gov.in email account.</p>	 <p>If you do not have official @nic.in or @gov.in email id, login/register through JANPARICHAY using your personal email id (gmail, yahoo etc.).</p>
---	--

Step 1: Eligibility Check

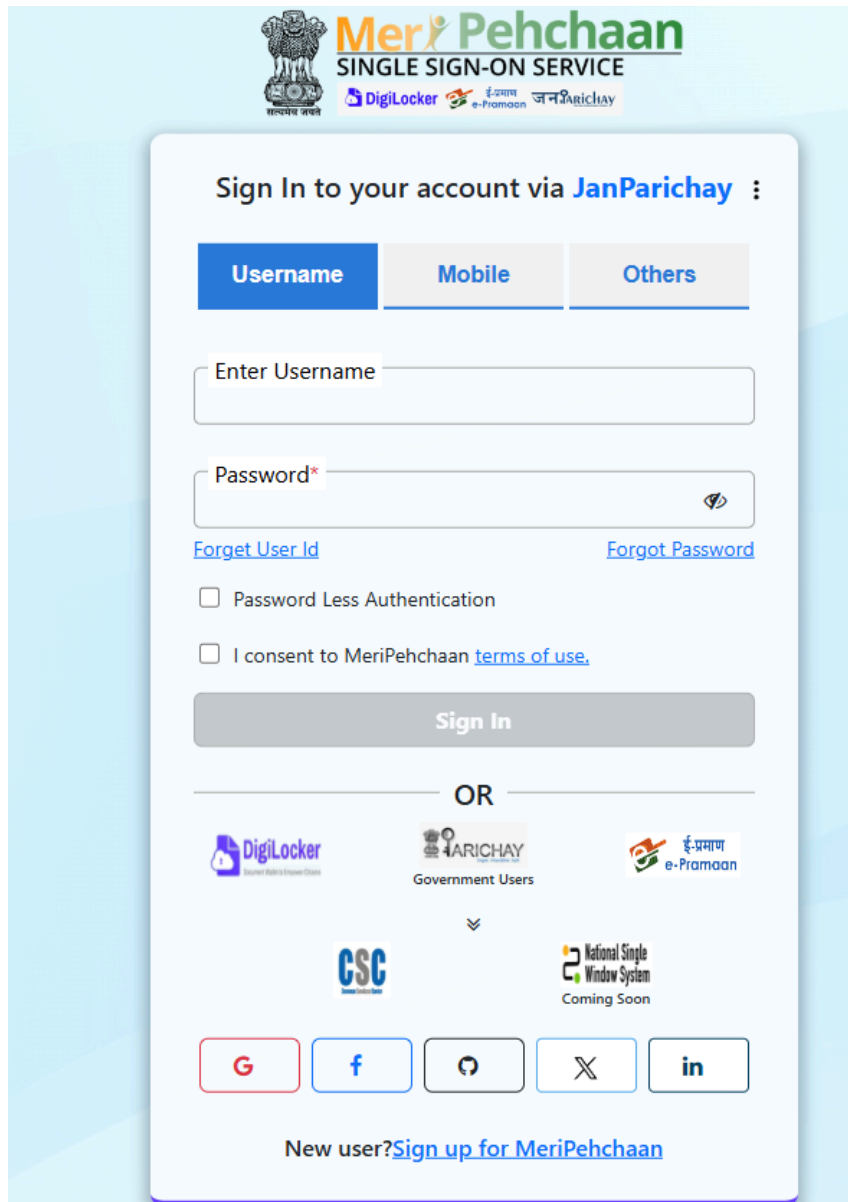
Who can participate?

- **For IITs:** Must qualify **JEE Advanced**.
- **For NITs, IIITs, GFTIs:** Must qualify for **JEE Main**.
- Additionally, you must meet the **eligibility criteria** for specific institutes (e.g., 75% marks in 12th grade for General/OBC or a top 20 percentile).

Note: Check if you meet the category, age, and academic qualifications for your target institutes.

Step 2: Registration on JoSAA Portal

- Visit the official JoSAA website: <https://josaa.nic.in>
- Log in using your **JEE Main Roll Number** (or **JEE Advanced Roll Number**) and **password**.
- No separate registration fee is required.



The image shows the MeriPehchaan Single Sign-On Service login page. At the top, there is the MeriPehchaan logo and the text 'SINGLE SIGN-ON SERVICE'. Below this, there are logos for DigiLocker, e-Pramaan, and JanParichay. The main heading is 'Sign In to your account via JanParichay :'. There are three tabs: 'Username' (selected), 'Mobile', and 'Others'. Below the tabs are two input fields: 'Enter Username' and 'Password*'. There are links for 'Forget User Id' and 'Forgot Password'. There are two checkboxes: 'Password Less Authentication' and 'I consent to MeriPehchaan terms of use.'. There is a 'Sign In' button. Below the button, there is an 'OR' separator. There are logos for DigiLocker, JanParichay Government Users, and e-Pramaan. There is a dropdown arrow. There are logos for CSC and National Single Window System (Coming Soon). There are social media icons for Google, Facebook, Twitter, and LinkedIn. At the bottom, there is a link for 'New user? Sign up for MeriPehchaan'.

What to do here?

- Confirm your personal details.
- Update contact information if needed.

Step 3: Choice Filling

- You'll see a **list of programs and institutes** for which you're eligible.
- Add as many choices as possible (there's **no limit**).
- Arrange your choices **in order of preference**.


Tips:

- Use **JoSAA opening & closing rank data** (last year's cutoff) to estimate chances.
- Prioritize programs you desire most, not just where you think you'll get in.
- Save and lock choices before the deadline.


Step 4: Choice Locking

- This is optional, but **recommended**.
- Once locked, choices cannot be changed.
- If you don't lock, the system **auto-locks the last saved choices** after the deadline.

Note: Download a copy of locked choices for future reference.



Joint Seat Allocation Authority 2020
IITs, NITs, IEST, IIITs and Other-GFTIs for the
Academic Year 2020-21




Counselling Services
Simplifying The Admission Process

[Home](#)

Online Registration & Choice Filling

If you have registered for JEE(Advanced) 2020 then use JEE(Advanced) 2020 password.
Otherwise use JEE(Main) 2020 password.

JEE(Main) 2020 Application Number	<input type="text"/>	
Password	<input type="password"/>	?
Security Pin (Case Sensitive)	<input type="password"/>	
Security Pin	<input type="text" value="A13015"/>	

LoginForgot Password?

Important Instructions

- Confidentiality of Password is solely the responsibility of the candidate and all care must be taken to protect the password.
- Candidates must take a printout of the final locked choices for submission during reporting.
- For security reasons, after finishing your work, kindly click the LOGOUT button and close all the windows related to your session.
- Candidates are advised to keep changing the Password at frequent intervals.
- Never share your password and do not respond to any mail which asks you for your Login-ID/Password. NIC does not request for such information by email.

Note: This site can be best viewed in Firefox 3.5 and above, IE 9 and above, chrome 18 and above. To check your browser version [click here](#)

Step 5: Seat Allotment Rounds (Total 6 Rounds)

- JoSAA conducts **6 rounds of allotment**.
- Based on: **Your rank + category + preferences + availability**.

- After each round, you'll be allotted a seat (if eligible) or remain unallotted.

Options after allotment:

1. **Freeze:** Accept the seat, no further participation.
2. **Float:** Accept the seat, but want a better choice in the next rounds.
3. **Slide:** Accept the seat, but want a better program in the same institute.
4. **Withdraw:** Exit counselling (after accepting a seat).

Step 6: Seat Acceptance Fee Payment & Online Reporting

- If allotted a seat:
 - Pay **Seat Acceptance Fee:**
 - INR 35,000 for GEN/OBC
 - INR 15,000 for SC/ST/PwD
 - Upload the required documents for verification.
- This is **mandatory** to confirm participation.

Documents Required (scanned and in PDF):

- JEE Main/Advanced Admit Card
- Scorecard
- 10th & 12th Marksheet
- Category certificate (if applicable)
- Passport-size photo
- Seat allotment letter

Step 7: Online Document Verification

- Done by the allotted reporting center.
- No need to go physically.
- Status will be shown as:
 - **Verified**
 - **Deficient** (Need to re-upload)
 - **Rejected** (in rare cases)

Step 8: Further Rounds & Upgradation (Float/Slide)

- If you choose **Float or Slide**, you'll be considered for upgradation in further rounds.
- If allotted a better choice in the next round:
 - Accept the new seat.
 - Pay difference (if any).
 - No need to re-upload documents.

Step 9: Final Seat Confirmation

- After the **last round**, your seat is finalized.
- Download the **Final Allotment Letter** from the JoSAA portal.

Step 10: Physical Reporting at Admitting Institute

- Visit the allotted institute in person (as per their schedule).
- Submit original documents.
- Pay the balance of academic fees (if any).

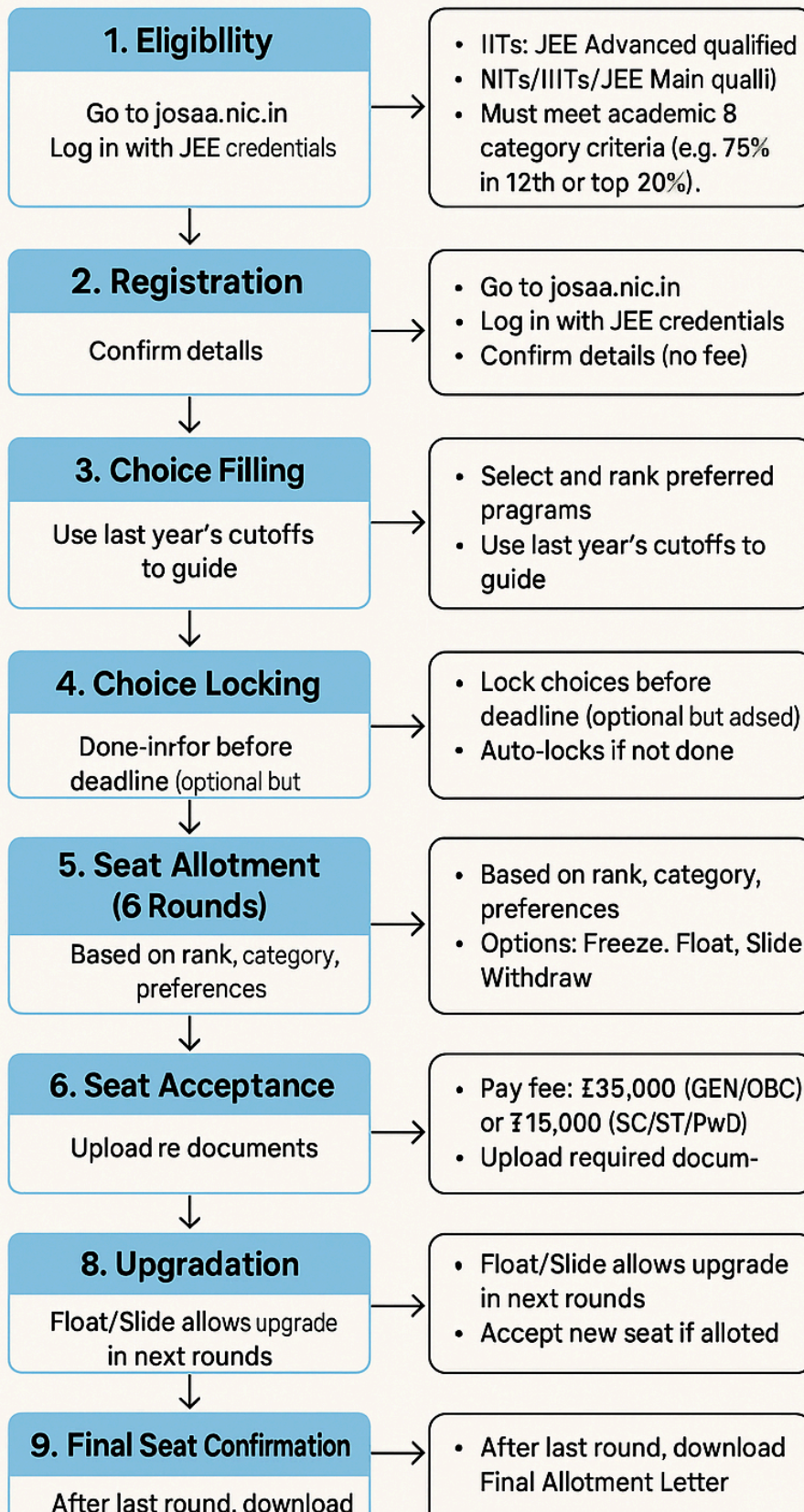
Vacant Seats After JoSAA Counselling

- Conducted by **CSAB** after JoSAA rounds (for NITs, IIITs, GFTIs).
- **IITs are not included.**
- You can participate if:
 - You didn't get a seat in JoSAA
 - Or do you want a better seat in NITs

Tip:

- Participate if you're targeting NITs or missed JoSAA rounds.
- Fresh choices and a fee are required.

JoSAA Counselling Process



Important Dates of JoSAA Counselling 2025

Check all the important dates of JoSAA Counselling 2025.

Rounds	Event	Tentative Dates
Round 1	Seat Allocation	Saturday, June 14, 2025, 10:00 AM
	Online Reporting (Fee Payment, Document Upload, Response)	June 14, 2025, 5:00 PM onwards
	Last Date for Fee Payment	Sunday, June 22, 2025, 5:00 PM
	Resolution of Fee Payment Issues	Monday, June 23, 2025, by 5:00 PM
	Last Date to Respond to Queries	Tuesday, June 24, 2025, by 10:00 AM
Round 2	Seat Allocation	Wednesday, June 25, 2025, 5:00 PM
	Online Reporting (Fee Payment, Document Upload, Response)	June 25–29, 2025, till 5:00 PM
	Last Date for Fee Payment	Sunday, June 29, 2025, by 5:00 PM
	Resolution of Fee Payment Issues	Monday, June 30, 2025, by 5:00 PM
	Last Date to Respond to Queries	Tuesday, July 1, 2025, by 10:00 AM
	Initiation of Withdrawal of Seat / Exit	June 26–30, 2025, till 5:00 PM
	Last Date to Respond to Withdrawal Query	Tuesday, July 1, 2025, by 10:00 AM
Round 3	Seat Allocation	Wednesday, July 2, 2025, 10:00 AM
	Online Reporting (Fee Payment, Document Upload, Response)	July 2–4, 2025, till 5:00 PM
	Last Date for Fee Payment	Friday, July 4, 2025, by 5:00 PM
	Resolution of Fee Payment Issues	Saturday, July 5, 2025, by 5:00 PM
	Last Date to Respond to Queries	Saturday, July 5, 2025, by 5:00 PM
	Initiation of Withdrawal of Seat / Exit	July 2–4, 2025, till 5:00 PM
	Last Date to Respond to Withdrawal Query	Saturday, July 5, 2025, by 5:00 PM
Round 4	Seat Allocation	Sunday, July 6, 2025, 5:00 PM
	Online Reporting (Fee Payment, Document Upload, Response)	July 6–9, 2025, till 5:00 PM
	Last Date for Fee Payment	Wednesday, July 9, 2025, by 5:00 PM

	Resolution of Fee Payment Issues	Thursday, July 10, 2025, by 5:00 PM
	Initiation of Withdrawal of Seat / Exit	July 7–9, 2025, till 5:00 PM
	Last Date to Respond to Withdrawal Query	Thursday, July 10, 2025, by 5:00 PM
Round 5	Seat Allocation	Friday, July 11, 2025, 5:00 PM
	Online Reporting (Fee Payment, Document Upload, Response)	July 11–14, 2025, till 5:00 PM
	Last Date for Fee Payment	Monday, July 14, 2025, by 5:00 PM
	Resolution of Fee Payment Issues	Tuesday, July 15, 2025, by 5:00 PM
	Initiation of Withdrawal of Seat / Exit	July 12–14, 2025, till 5:00 PM
	Last Date to Respond to Withdrawal Query	Tuesday, July 15, 2025, by 5:00 PM
Round 6	Seat Allocation	Wednesday, July 16, 2025, 5:00 PM
(Final Round)	Online Reporting (Fee Payment, Document Upload, Response)	July 16–20, 2025, till 5:00 PM
	Last Date for Fee Payment	Sunday, July 20, 2025, by 5:00 PM
	Resolution of Fee Payment Issues	Monday, July 21, 2025, by 5:00 PM
	Initiation of Withdrawal of Seat / Exit	July 16–20, 2025, till 5:00 PM
	Last Date to Respond to Withdrawal Query	Monday, July 21, 2025, by 5:00 PM

Top 10 Colleges Accepting JEE Advanced Rank

Securing a good rank in JEE Advanced opens the doors to some of the most prestigious engineering institutes in India. Here's a list of the top 10 colleges that accept JEE Advanced scores for admission.

Institute	Fees (Annual)	Average Placement Package (₹ LPA)
IIT Bombay	₹2,00,000 – ₹2,25,000	₹22 – ₹25 LPA
IIT Delhi	₹2,00,000 – ₹2,50,000	₹20 – ₹24 LPA
IIT Guwahati	₹2,00,000 – ₹2,50,000	₹17 – ₹22 LPA
IIT Kanpur	₹2,00,000 – ₹2,50,000	₹20 – ₹22 LPA

IIT Kharagpur	₹2,00,000 – ₹2,50,000	₹18 – ₹22 LPA
IIT Madras	₹2,00,000 – ₹2,50,000	₹22 – ₹25 LPA
IIT Roorkee	₹2,00,000 – ₹2,50,000	₹18 – ₹22 LPA
IIT Bhubaneswar	₹2,00,000 – ₹2,50,000	₹12 – ₹15 LPA
IIT Gandhinagar	₹2,00,000 – ₹2,50,000	₹12 – ₹18 LPA
IIT Hyderabad	₹2,00,000 – ₹2,50,000	₹16 – ₹20 LPA

Top 10 Colleges Accepting JEE Main Rank

JEE Main is the gateway to several top engineering colleges across India, offering a wide range of courses and specializations. Here's a list of the top 10 colleges that accept JEE Main ranks for admission.

College	Placement Package	Tuition Fees (Annual)
NIT Trichy	₹10-20 LPA	₹1,00,000 - ₹1,50,000
NIT Surathkal	₹10-20 LPA	₹1,00,000 - ₹1,50,000
NIT Rourkela	₹8-15 LPA	₹1,00,000 - ₹1,50,000
NIT Warangal	₹8-15 LPA	₹1,00,000 - ₹1,50,000
IIIT Delhi	₹15-25 LPA	₹2,00,000 - ₹2,50,000
Jawaharlal Nehru University (JNU), Delhi	₹5-10 LPA	₹1,00,000 - ₹1,50,000
Jamia Millia Islamia (JMI), Delhi	₹6-12 LPA	₹1,00,000 - ₹1,50,000
Delhi Technological University (DTU), Delhi	₹10-18 LPA	₹1,50,000 - ₹2,00,000
Institute of Chemical Technology (ICT), Mumbai	₹7-12 LPA	₹1,00,000 - ₹1,50,000
Thapar Institute of Engineering and Technology, Patiala	₹8-15 LPA	₹1,50,000 - ₹2,00,000

Document Requirements For JoSAA

Participating in the JoSAA counselling process requires candidates to submit specific documents for verification. Here's a detailed list of the essential documents needed to ensure a smooth admission process.

For NITs, IIITs, and GFTIs	For IITs
Passport-sized photographs	Passport-sized photographs
JoSAA provisional seat allotment letter for the respective year	JoSAA provisional seat allotment letter for the respective year
Seat acceptance fee proof (SBI net banking or e-challan)	Seat acceptance fee proof
JEE (Main) scorecard of the latest year	DS certificate (if applicable)
JEE (Main) admit card of the latest year	Original admit card for JEE (Advanced) of the latest year
Candidate undertaking	Candidate undertaking
Proof of date of birth (10th standard mark sheet)	Proof of date of birth (10th standard mark sheet)
Class 12th (or equivalent) pass certificate and mark sheet	Class 12th (or equivalent) pass certificate and mark sheet
A valid photo ID card	A valid photo ID card
Medical certificate	Medical certificate
PwD certificate (if applicable)	PwD certificate (if applicable)
Category certificate (if applicable)	Category certificate (if applicable)
PIO card or OCI certificate (if applicable)	PIO card or OCI certificate (if applicable)
Registration and seat allotment filled choices	Registration and seat allotment filled choices

Important Points To Remember

JoSAA counselling is a crucial step in securing admission to top engineering institutes, and staying informed can make all the difference. Here are some important points to remember to navigate the process smoothly and effectively.

- **Register and Fill Choices on Time:** Register on the official JoSAA website and complete choice filling within the deadline. Delays can disqualify you from the counselling process.
- **Check Eligibility Criteria:** Make sure you meet the eligibility criteria for institutes like IITs, NITs, IIITs, and GFTIs—especially minimum JEE Advanced/ JEE Main scores and board exam marks (at least 75% for general or top 20 percentile, or 65% for SC/ST).
- **Fill Maximum Choices:** Always fill in as many choices as possible in your preferred order to improve your chances of getting a better allotment.

- Lock Your Choices: After filling in, lock your choices before the deadline. If you don't, the system will auto-lock them, which may not reflect your best preferences.
- Understand Seat Allotment Rounds: JoSAA conducts multiple rounds (usually 6–7). Be ready to track updates and respond accordingly after each round.
- Know the Seat Acceptance Process: Once you're allotted a seat, you must accept it, pay the seat acceptance fee, and upload required documents within the given timeline.
- Select Float, Freeze, or Slide Options:
 - Freeze: You're happy with the seat; no further rounds.
 - Float: You're open to higher preferences in other institutes.
 - Slide: You're open to higher preferences in the same institute.
- Report to the Reporting Centre: Attend online or physical reporting (as required that year) for document verification after seat allotment.
- Be Ready with Documents: Have all required documents ready (JEE scorecards, Class 10 & 12 certificates, category certificate, photo ID, etc.). Incomplete or incorrect documents may lead to rejection.
- Stay Updated with Notifications: Regularly check the official JoSAA portal and your email/SMS for updates, changes in schedule, or additional instructions.

Mistakes to Avoid During JoSAA Counselling

- Not understanding the JoSAA counselling process: Many students start filling choices without knowing how the system works, which can lead to poor decisions.
- Filling too few choices: Limiting your choices drastically reduces your chances of getting a good seat. Always fill in as many relevant options as possible.
- Incorrect order of preference: Placing colleges or branches in the wrong order may lead to being allotted a less preferred option early, with no chance to move up.
- Ignoring previous years' cutoff ranks: Failing to check opening and closing ranks from past years can lead to unrealistic expectations and poor choice filling.
- Not locking choices before the deadline: If you do not manually lock your choices, the system will auto-lock your last saved list, which may not be your intended final order.
- Missing seat acceptance deadlines: If you don't accept your seat and pay the fee within the given time, your allotted seat will be canceled.

Contact Details of Helpline Centers

Contact Details for IITs and NIT+ System Admissions (2025).

Category	Details
----------	---------

For Queries Related to IITs Admission	
Organizing Institute	Indian Institute of Technology Kanpur
Address	Kanpur – 208016
Email ID	josaa[at]iitk[dot]ac[dot]in
Primary Contact Number	+91-512-2592600
Timings	10:00 am – 6:00 pm
JoSAA Helpline Numbers	+91-512-2592611, +91-512-2592612, +91-512-2592613, +91-512-2592614, +91-512-2592615

Category	Details
For Queries Related to NIT+ System Admission	<i>(NITs, IEST, IIITs, SPAs, and Other GFTIs)</i>
Chairperson, Local Organizing Committee	CSAB-2025
Organizing Institute	National Institute of Technology Rourkela
Address	Odisha – 769008, India
Website	https://csab.nic.in
CSAB HQs Email ID	csab[dot]dasa[at]nitrkl[dot]ac[dot]in
CSAB HQs Contact Number	+91-9124121003 (Multi-Lingual Support)

FAQs

Q1. If I only qualified for JEE Main but did not take JEE Advanced, can I still participate in JoSAA counselling?

Ans. Yes, candidates who qualified JEE Main only are eligible for NITs, IIITs, and GFTIs, but not IITs. You only need to qualify for JEE Advanced for IIT admissions.

Q2. What happens if I don't freeze/float/slide my seat in a given round?

Ans. If you do not take action (freeze/float/slide) and do not report or respond during seat acceptance, your seat will be forfeited, and you will be out of the counselling process unless you were specifically allowed to take part in any later rounds (like spot round, if any).

Q3. Can I change my category (GEN-EWS/OBC/SC/ST) during JoSAA counselling?

No, the category you declared at the time of your registration for JEE Main/Advanced is final and will not be changed during JoSAA counselling. When you apply for JEE, please be sure it is correct.

Q4. Will Class 12 board percentage play a role in JoSAA 2025?

For IIT admissions, you have to be in the top 20 percentile of your board, or have at least 75% (or 65% for SC/ST). This is only relaxed if stated officially, so you have to watch out for JosAA notifications.

Q5. Can I skip Round 1 of JoSAA and join from Round 2 or later?

Ans. No. You are required to register prior to Round 1 to participate in any round of JoSAA. If you miss registering or filling up choices, then you will not be able to join any other rounds unless there are special spot rounds (these rounds are usually carried out by CSAB and not JoSAA).

Q6. Can I participate in JoSAA Counselling without JEE Advanced qualification?

Ans. Yes. If you qualify only JEE Main, you can still participate in NITs, IITs, and GFTIs through JoSAA. JEE Advanced qualification is only required for IIT seat allocation.

Q7. What happens if I don't report to the allotted institute after accepting the seat in any round?

Ans. If you accept the seat (by paying the fee and uploading documents) but fail to report physically or online within the deadline, your seat will be cancelled and you will be excluded from further rounds. No refund will be given.

Q8. Can I participate in CSAB Special Rounds if I get a seat in JoSAA?

Ans. Yes, if you don't accept the JoSAA seat, or withdraw after accepting. CSAB is for vacant seats in NITs+ system. IITs are not part of CSAB. Note that once you take admission in IITs, you're ineligible for CSAB.

Q9. Can I get a seat with a lower rank due to seat withdrawal by others?

Yes. Due to vacancies created by withdrawals or upgrades, seats may open up for lower ranks in subsequent rounds. That's why it's important to stay in the system until the end, if you're hopeful.

Q10. If I get an IIT in Round 6, can I still slide to another IIT in the same round in JoSAA Counselling 2025?

Ans. Once you are allotted a seat in an IIT in Round 6, you can either freeze it and take admission or decline it and exit. There is no sliding after Round 6 for IITs, and no internal sliding during JoSAA.