

All About MHT CET

- What is MHT CET?
- How to Apply for MHT CET?
- MHT CET Important Dates?
- MHT CET List of Top Colleges
- Documents required for MHT CET
- Important Points to Remember.
- Frequently Asked Questions.

What is MHT CET?

Maharashtra Common Entrance Test, conducted by the State Common Entrance Test Cell, is a state-level entrance exam. The MHT CET exam is conducted for entrance into various undergraduate courses like Engineering, Agriculture and Pharmacy. Candidates who have passed their Class 12th examinations are eligible to appear for the exam. Candidates who are qualified for the MHT CET exam are eligible for the MHT CET counselling and admission process across various private and government colleges in Maharashtra.

MHT CET Eligibility Criteria

Check the MHT CET eligibility criteria from the following Table:

Criteria	Details
Nationality	Indian
Qualification	Must have passed class 10+2 from a recognised board/university
Minimum Marks	<ul style="list-style-type: none">• 50% aggregate in class 12th(for General Category)• 45% aggregate in class 12th(for SC/ST/OBC)
Age Limit	There is no upper age limit to appear for the MHT CET exam.

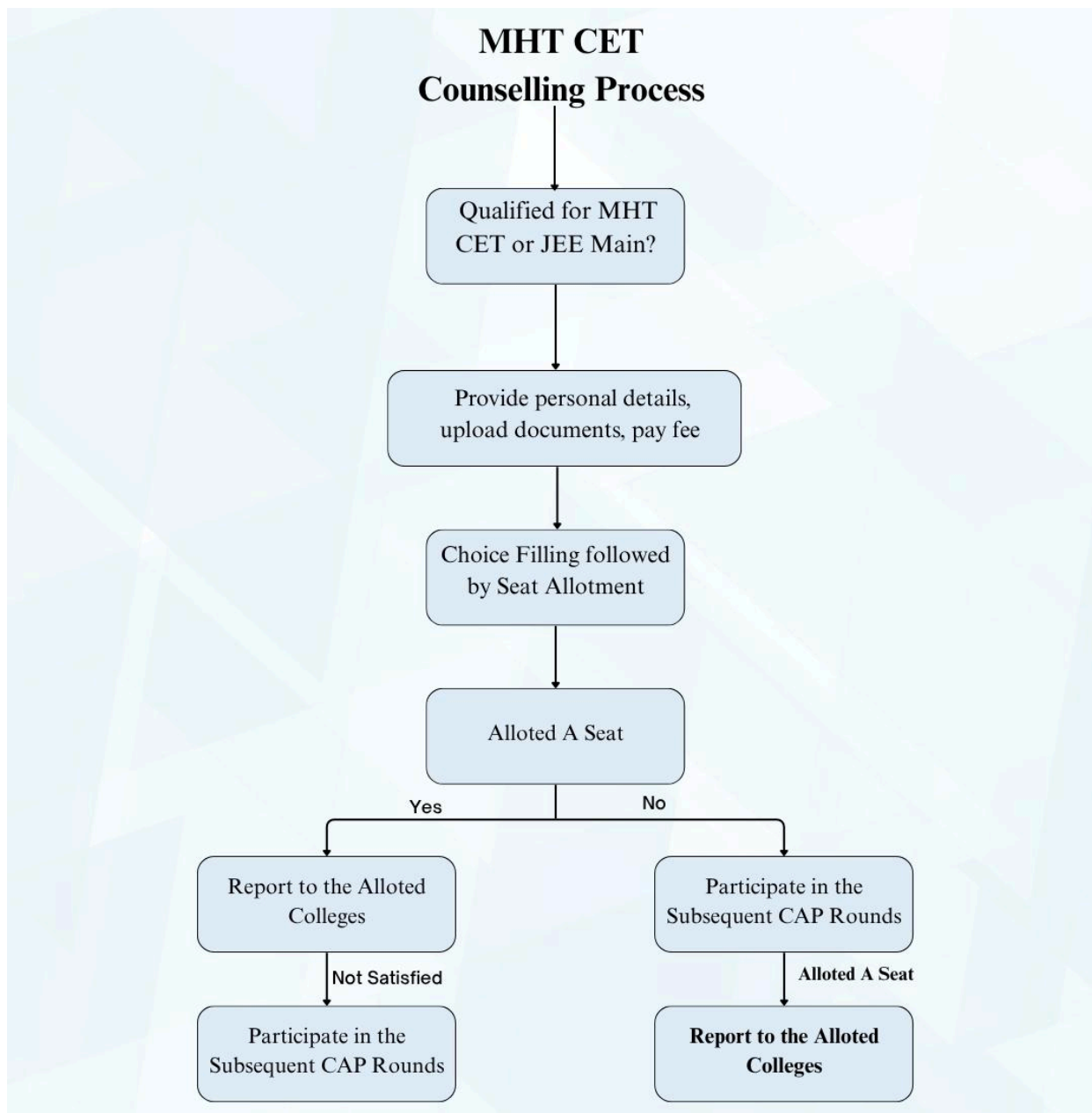
MHT CET Exam Pattern 2025

Have a look at the MHT CET exam pattern:

Paper	Subject	Number of Multiple Choice Questions		Marks per Question	Total Marks	Duration
		Std XI	Std XII			
Paper I	Mathematics	10	40	2	100	90 Minutes

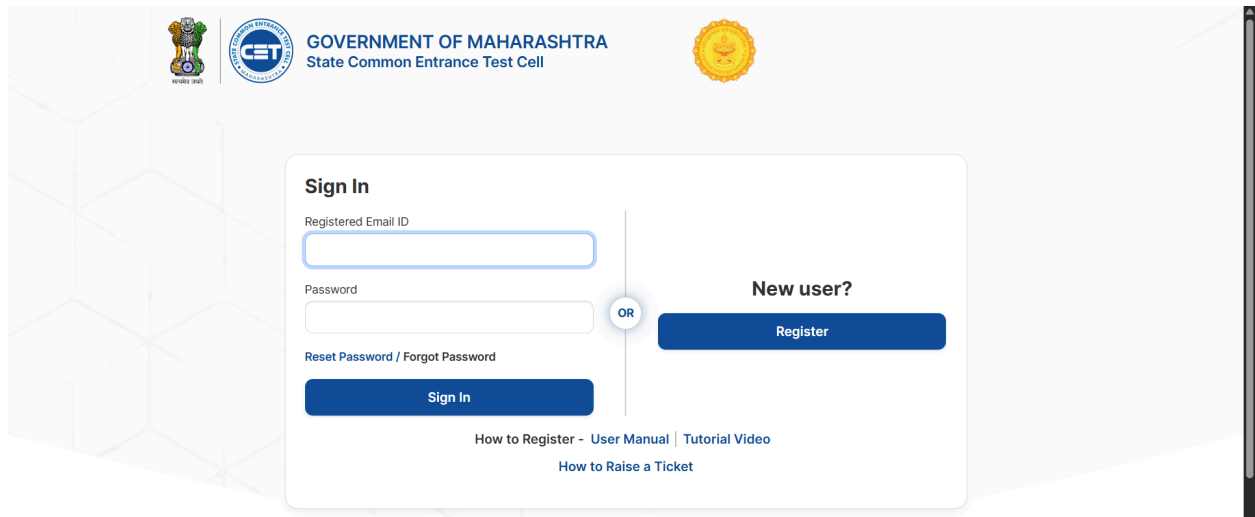
Paper II	Physics	10	40	1	100	90 Minutes
	Chemistry	10	40	1		

MHT CET Counselling Process



Step 1: Registration and Fee Payment

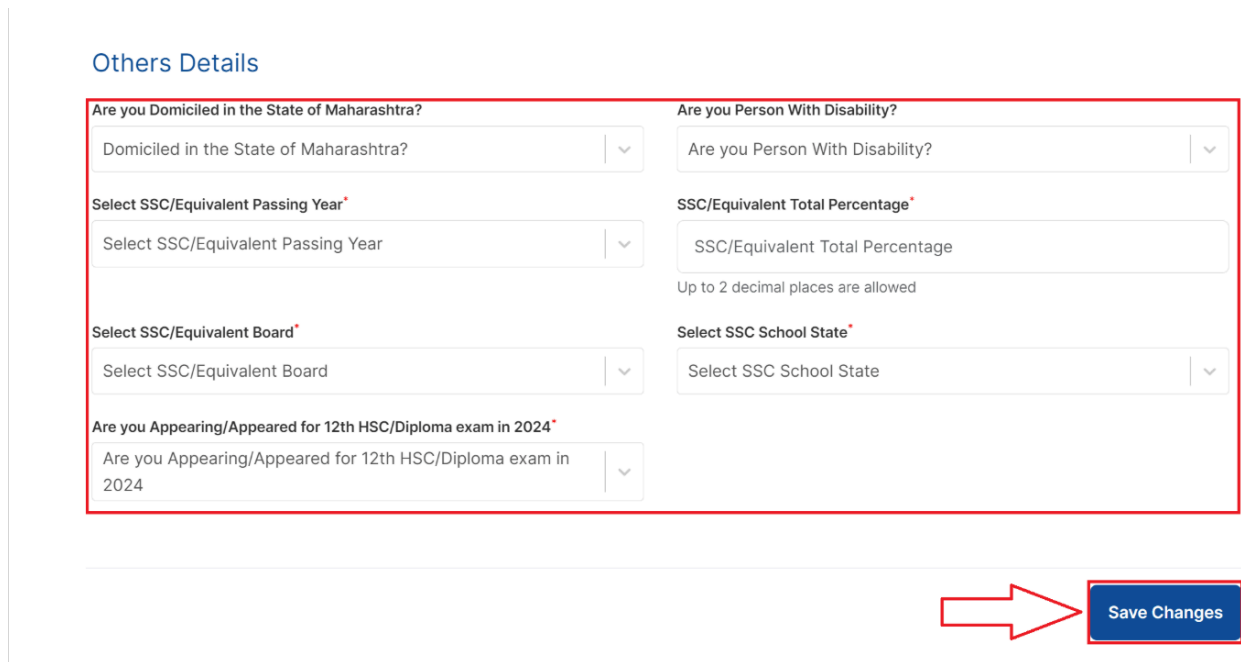
Once the MHT CET results are out, visit the official website cetcell.mahcet.org. And register for the MHT CET by paying the registration fees.



The screenshot shows the official website of the Government of Maharashtra State Common Entrance Test Cell. The page features the state emblem and the CET logo. The main content area is titled "Sign In" and includes a "Registered Email ID" input field, a "Password" input field, and a "Sign In" button. To the right, there is a "New user?" section with a "Register" button. Below the sign-in fields, there are links for "Reset Password / Forgot Password" and "Sign In". At the bottom of the sign-in area, there are links for "How to Register - User Manual", "Tutorial Video", and "How to Raise a Ticket".

Step 2: Document Verification

Upload the scanned copies of the required documents(MHT CET admit card, caste certificate, Class X & XII mark sheets, etc)on the official portal.



The screenshot shows the "Others Details" form in the registration portal. The form is divided into two columns and contains several dropdown menus and text input fields. The fields are:

- Are you Domiciled in the State of Maharashtra? (Dropdown menu with "Domiciled in the State of Maharashtra" selected)
- Are you Person With Disability? (Dropdown menu with "Are you Person With Disability?" selected)
- Select SSC/Equivalent Passing Year* (Dropdown menu with "Select SSC/Equivalent Passing Year" selected)
- SSC/Equivalent Total Percentage* (Text input field with "SSC/Equivalent Total Percentage" entered)
- Select SSC/Equivalent Board* (Dropdown menu with "Select SSC/Equivalent Board" selected)
- Select SSC School State* (Dropdown menu with "Select SSC School State" selected)
- Are you Appearing/Appeared for 12th HSC/Diploma exam in 2024* (Dropdown menu with "Are you Appearing/Appeared for 12th HSC/Diploma exam in 2024" selected)

Below the form, there is a "Save Changes" button highlighted with a red arrow.

Step 3: Choice Filling

Fill in your preferred colleges and courses according to your rank and seat availability. Prioritise your choices to increase your chances of getting a better allotment.

Step 4: Seat Allotment

The seat allotment list will be released by the officials, where your allotted college and course will be displayed.

Step 5: Confirmation and Reporting:

Students have to confirm and accept the college by paying the seat confirmation fees. Students have to report to the allotted college after accepting the college allotment.

Important Dates for MHT CET Counselling 2025

Here are the important dates for the MHT CET 2025 counselling::

Event	Date
Application date	30/12/2024
Last date to apply for the MHT CET	15/02/2025
Application correction window	10/03/2025 - 12/03/2025
Admit Card Release Date	03/04/2025
MHT CET exam date	<ul style="list-style-type: none">09/04/2025 - 17/04/2025 for PCB19/04/2025 - 27/04/2025 for PCM
Result Declaration	June 16th 2025, for PCM June 17th 2025, for PCB
Counselling Dates	July 2025
Seat Allotment	August 2025

List of Top MHT CET Participating Colleges

Here is the list of the top 10 participating colleges in MHT CET:

College Name	Location	Annual Fees (₹)	Average Salary Package (₹ LPA)
College of Engineering, Pune (COEP)	Pune	₹75,000	₹11.35 LPA
Veermata Jijabai Technological Institute (VJTI)	Mumbai	₹60,000 – ₹2.26 Lakh	₹13 LPA
Sardar Patel Institute of Technology (SPIT)	Mumbai	₹2.9 Lakh – ₹3.7 Lakh	₹15.14 LPA

Dwarkadas J. Sanghvi College of Engineering (DJSCE)	Mumbai	₹1.94 Lakh	₹11.1 LPA
Shri Ramdeobaba College of Engineering and Management (RCOEM)	Nagpur	₹1.2 Lakh	₹6.9 LPA
Walchand College of Engineering (WCE)	Sangli	₹85,520 (General)	₹9.64 LPA
Pune Institute of Computer Technology (PICT)	Pune	₹1.93 Lakh – ₹3.26 Lakh	₹10.64 LPA
K.J. Somaiya College of Engineering (KJSCE)	Mumbai	₹4.32 Lakh	₹9.54 LPA

List of Documents Required for the MHT CET Counselling Process

Here is the list of important documents required for the MHT CET counselling process:

- Passport-sized photographs
- MHT CET Scorecard
- MHT CET Admit Card
- Category Certificate (if applicable)
- Class 12th (or equivalent) pass certificate and mark sheet
- Proof of Date of Birth (10th standard mark sheet)
- Migration Certificate (if applicable)
- Domicile Certificate (if applicable)
- Printout of MHTCET Registration Form
- Medical Certificate
- Payment Receipt
- PwD Certificate (if applicable)

More about the Document Requirements

It's crucial to carefully go through the admission guidelines provided by MHTCET or the respective affiliated colleges, as document requirements can vary each year and across different programs. Additionally, international students may be required to submit extra documents such as a valid passport, visa, and English proficiency test scores (e.g., IELTS, TOEFL).

Key Points:

- **10th and 12th Mark Sheets/Certificates:** These must display the date of birth.

- **Category Certificates:** Should be issued by a competent authority in accordance with central government norms.
- **PwD Certificate:** Must specify the type and extent of the disability.
- **Photo:** Should be recent and formal.
- **Signature File:** Must be in jpg/jpeg format.

Important Points to Remember

Candidates have to ensure that they consider some important points while appearing for the MHT CET counselling process. This ensures a smooth counselling and admission process.

1. Document Verification: Organise all the important academic and exam-related documents. Keep all the documents handy and ensure that documents like caste certificates are updated.

2. Personal Details: Double-check all your personal details and correct them while the officials release the application correction window. Remember that any small changes in your personal details can affect your admission process.

3. Choice Filling: While selecting the colleges, ensure you prepare a list of eligible colleges and choose the best among them. Check your options twice before submitting.

4. Password Creation: Create a secure, unique password for your MHTCET account and store it safely for future use during the counselling process.

5. Email and Mobile Number: Ensure you provide a working email and mobile number, as any updates regarding the exam will be communicated to you through these channels.

6. Fee Payment: Ensure you have the required payment methods (online/offline) ready, as you'll need to pay the MHTCET registration fee.

7. Deadline: Follow MHTCET deadlines for registration, choice filling, and other processes strictly. Missing a deadline may result in candidature cancellation.

8. Authenticity: Register and complete counselling only on the official MHTCET website (<https://cetcell.mahacet.org/>). Avoid unofficial or fraudulent sites.

9. Seek Assistance: Reach out to the officials in case of any discrepancies and issues regarding the MHT CET counselling and admission processes.

Category	Details
----------	---------

Address	State Common Entrance Test Cell, Maharashtra 8th Floor, New Excelsior Building, A. K. Nayak Marg, Fort, Mumbai – 400001
Helpline (CET - Exams)	07969134401, 07969134402
Toll-Free Number	1800-209-0191
Official Email	cetcell@mahacet.org (For official use only)
Candidate Support Email	cethelpdesk@maharashtracet.org
Candidate Help	Visit the Candidate Help Module or use the helpline numbers for queries

10. Candidates who did not apply or appear for MHT CET 2024 can participate in the counselling using their JEE Main 2024 score.

Frequently Asked Questions

1. Can I prepare for the MHT CET exam on my own?

Students can prepare for the MHT CET exam on their own by following some standard practices like reading the standard books, practising mock tests, and improving on the weak areas.

2. Are NCERTs enough for the MHT CET exam?

While NCERT gives you a basic understanding, it is also important to refer to some standard sources for a comprehensive understanding.

3. Can I make changes after submitting the application form?

The officials will release the Application correction window to edit some mistakes, and candidates can make required changes during the timeline.

4. Is there an upper age limit for appearing in the MHT CET exam?

No, there is no upper age limit for appearing in the MHT CET exam.

5. Can I apply for MHT CET if I have passed Class 12th from a board other than Maharashtra?

Yes, candidates who have passed Class 12th from a recognised board outside Maharashtra are eligible, provided they meet other eligibility criteria.

6. How many years are the MHT CET scores valid?

MHT CET scores are valid for only one year, i.e. the scores are only valid and applicable in the year in which the candidate appeared for the exam.

7. Can I participate in MHT CET counselling without appearing for the exam?

Yes, candidates can participate using their **JEE Main 2024 score** if they didn't appear for MHT CET 2024.

8. Is a domicile certificate mandatory for all candidates?

No, it's mandatory only for Maharashtra state quota seats. Outside Maharashtra, candidates don't need it.

9. Are there any reservation benefits for backwards category students?

Yes, SC/ST/OBC candidates get relaxation in eligibility marks and reservation in seat allocation as per government rules.

10. Can I change my college preference after submission?

No, choices once submitted can't be changed after the deadline. So double-check before final submission.